

To view the current district map, use the following link:

[Broward School Board Current Districts](#)

If you have not used DRA2020 before, and you wish to modify the map, first you need to create an account by entering your email address and your password.

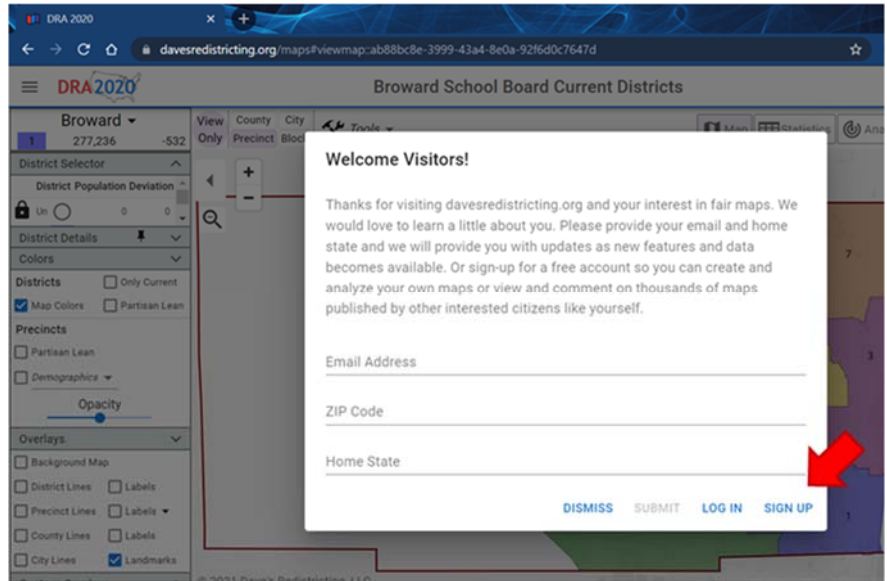
If you have an account, go to the next step.

To create an account:

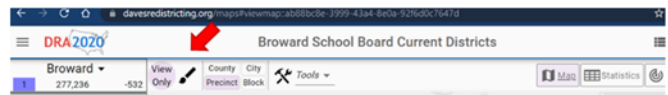
Click on **Sign Up**

Enter your email and password.

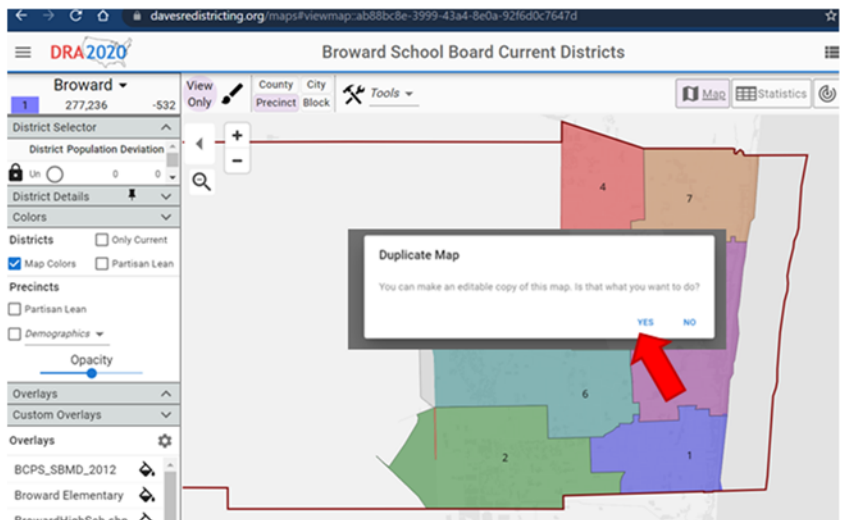
This will be your individual account and only you can see the map.



Click on the paintbrush button



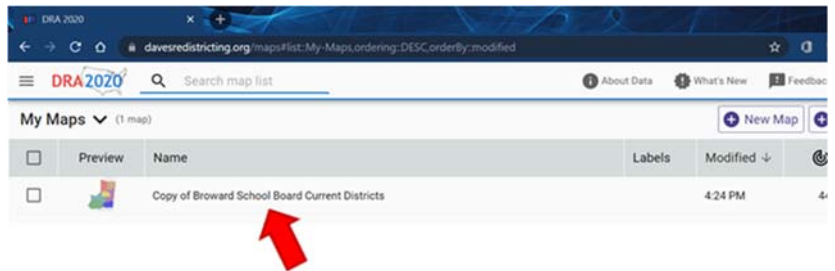
Select **Yes** on the Duplicate Map window



A copy of the map will be saved to your account, which you can access by clicking on the **Maps** option in the drop down on the top left



Click twice on the map.



An editable version of the map will open.

The map will save automatically as you make changes.

